To Tec-Monterrey

Marker λ + *Pst*I

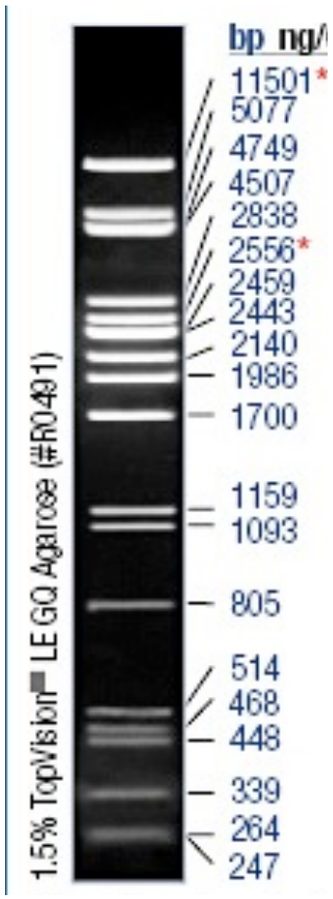

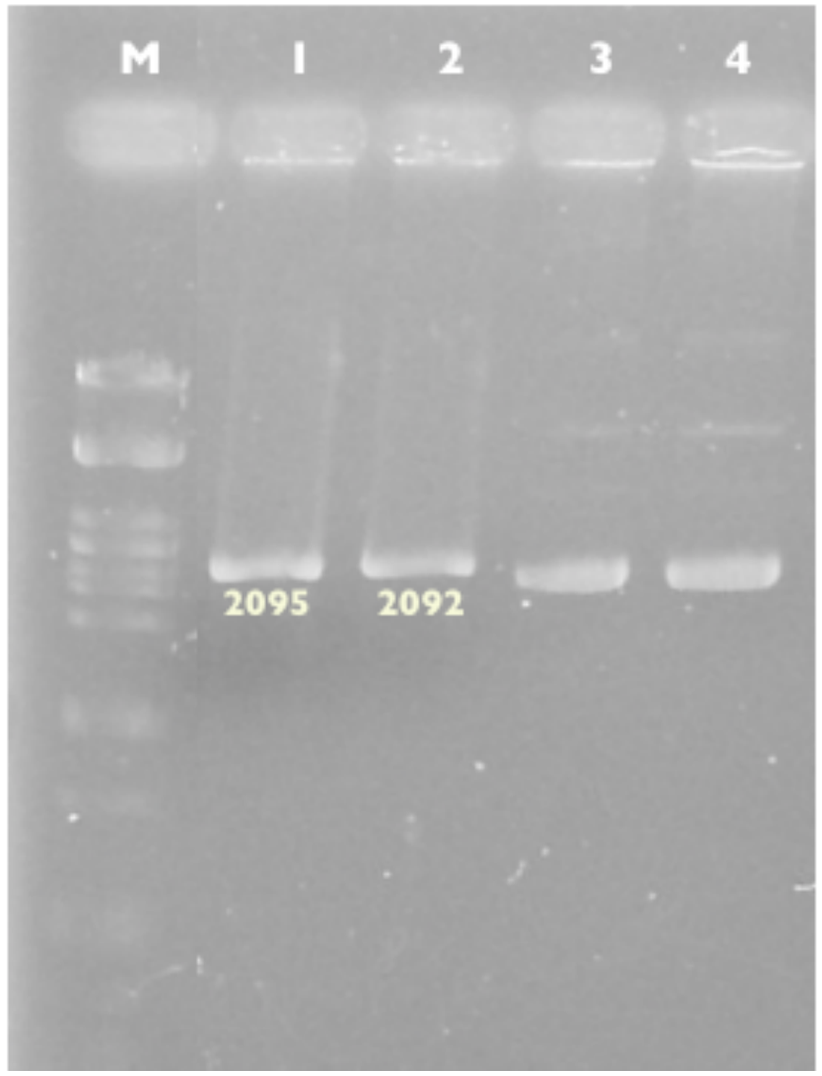

Description:
Characterization of some BioBricks with EcoRI enzyme.

Lanes:

M. Lambda PstI-Digested
1. 1-1H Digested with EcoRI
2. 1-2M Digested with EcoRI
3. 1-1H not-digested
4. 1-2M not-digested

BioBricks containing RBS were characterized using EcoRI, they were linearized as expected according to the PartsRegistry data.

Not-digested DNA was used as a control.

To Freiburg

Marker λ + *Pst*I

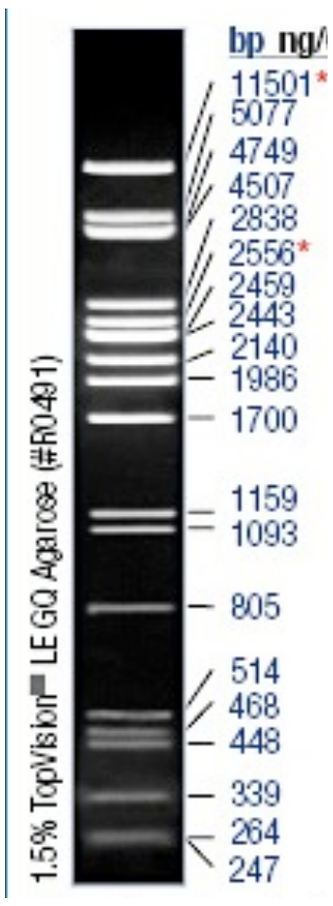

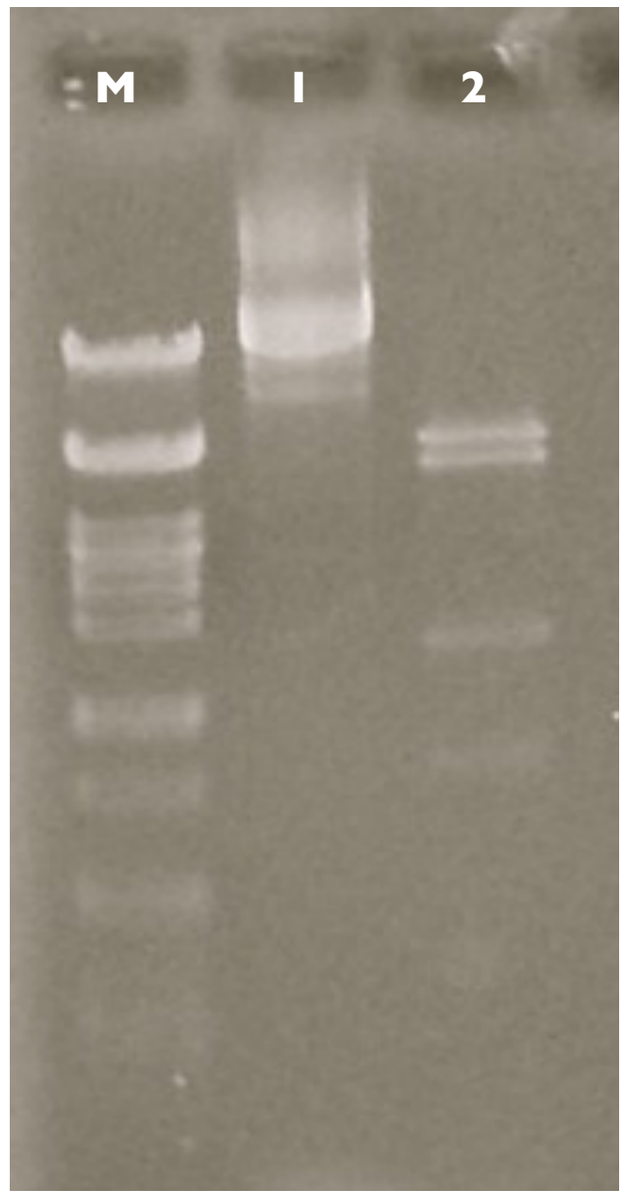

Description:
Electrophoresis of pJT122 DNA EcoRV-digested for characterization.

Lanes:
M. Lambda PstI-Digested
1. pJT122 DNA not-digested
2. pJT122 digested with EcoRV.

Expected digestion:

#	Ends	Coordinates	Length (bp)
1	EcoRV-EcoRV	11104-4879	4888
2	EcoRV-EcoRV	4880-8876	3997
3	EcoRV-EcoRV	8877-10314	1438
4	EcoRV-EcoRV	10315-11103	789

To WHU-China

Marker λ + *Pst*I

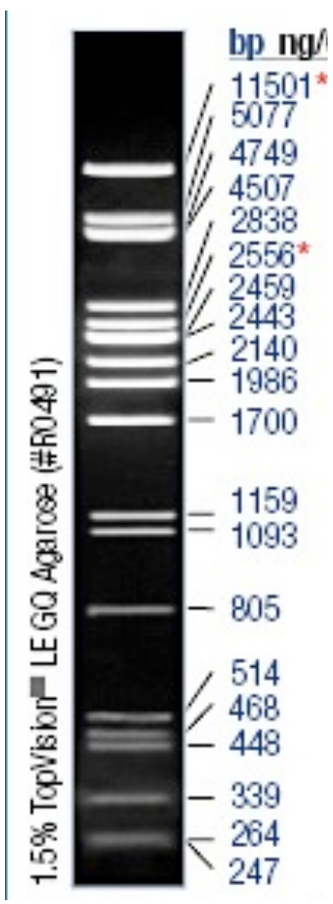

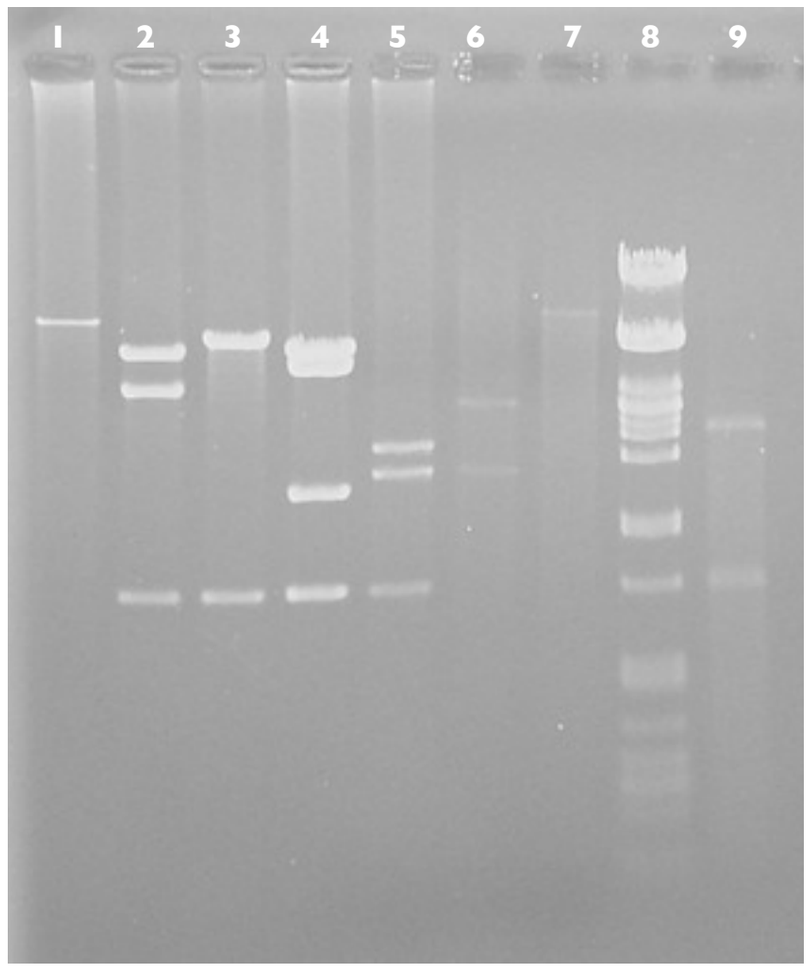

Description:
Characterization of different plasmids from Dr. Jeff Tabor with EcoRV enzyme.

Lanes:

1. pJT106
2. pJT118
3. pJT116
4. pJT122
5. pCph8
6. pPLPCN
7. pJT106b
8. Lambda/PstI-digested
9. Control

To Uppsala

Marker λ + *Pst*I

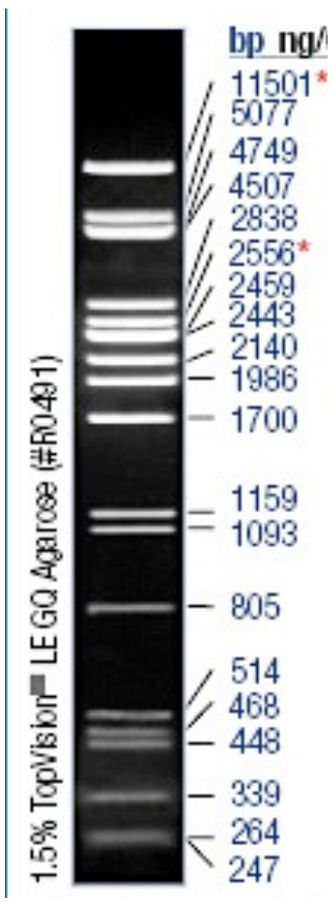

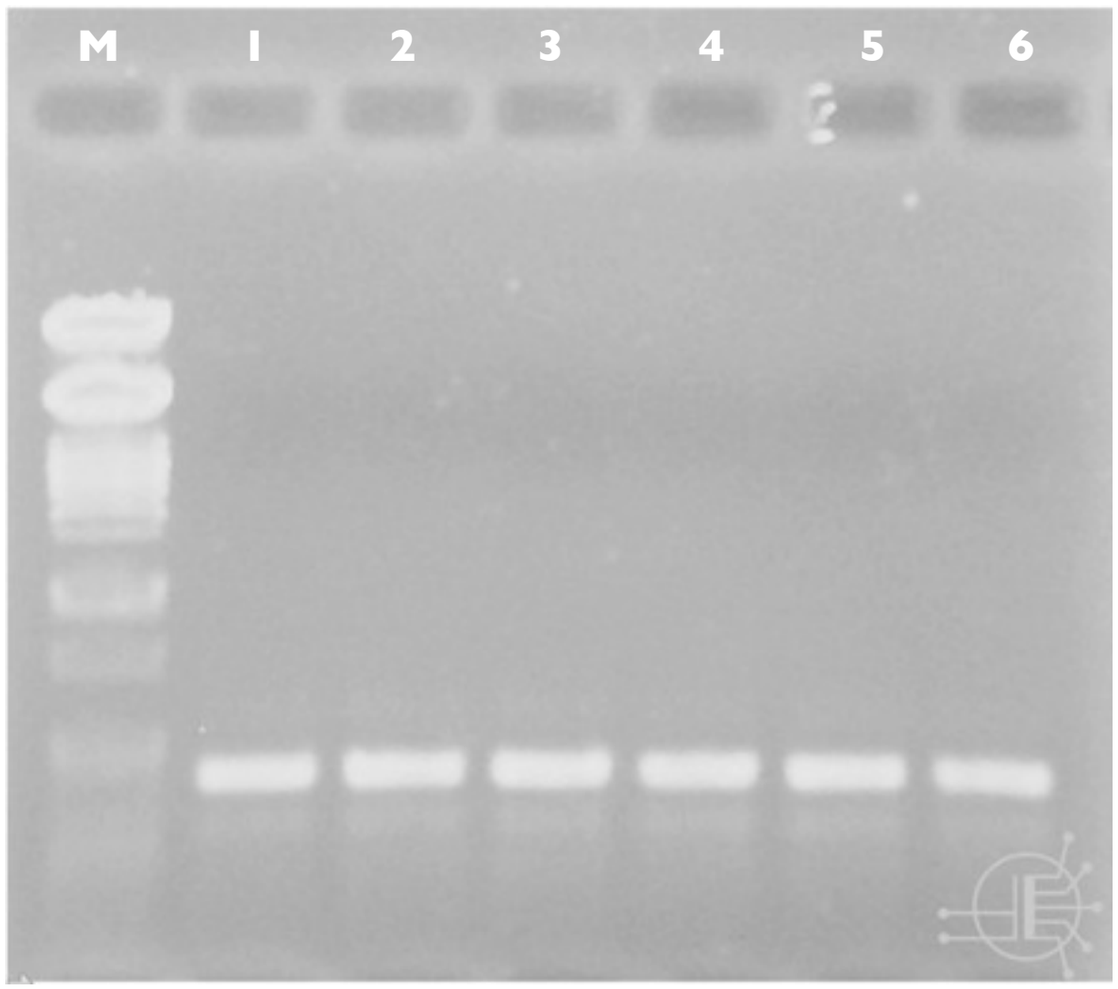

Description:
PCR of B0015 terminator with VR Primers in order to analyze for unspecific amplifications.

Lanes describe alignment temperature for each reaction.

Lanes:

M. Lambda PstI-Digested
1. 52.1
2. 52.7
3. 54
4. 55.7
5. 57.2
6. 58.2

It is shown that piece B0015 amplifies a product of approximately 450 pb as documented in the PartsRegistry.

To Wageningen_UR

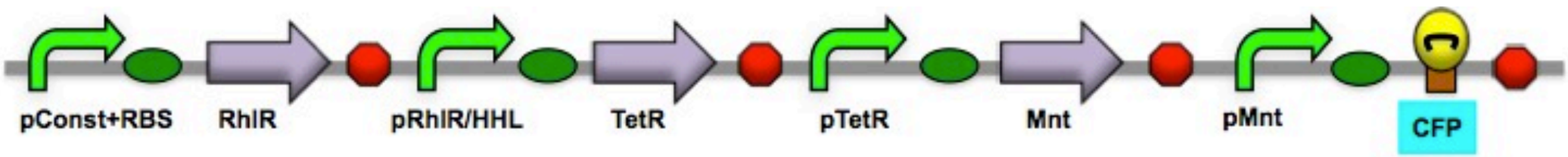

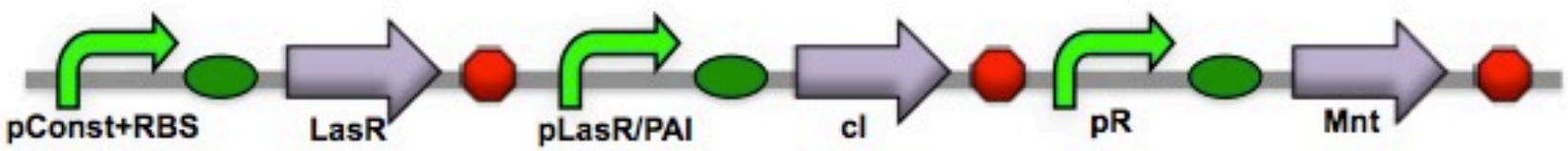

Piece	Number
pConst+RBS	K081005
pTetR	R0040
pLasR/PAI	R0079
pRhlR/HHL	R0071
pR	R0051
pMnt	R0073
RBS (strong)	B0030
Terminator	B0015
cI	C0051
LasR	C0079
CFP	E0022
Mnt	C0072
RhlR	C0071
TetR	C0040